

RELATÓRIO RESUMIDO DA EXECUÇÃO ORÇAMENTÁRIA
**DEMONSTRATIVO DA PROJEÇÃO ATUARIAL DO REGIME PRÓPRIO DE
 PREVIDÊNCIA DOS SERVIDORES**


ORÇAMENTO DA SEGURIDADE SOCIAL

Período de referência: Janeiro a Dezembro 2017

RREO - ANEXO 10 (LRF, art. 53, § 1º, inciso III)

R\$ 1,00

EXERCÍCIO	RECEITAS PREVIDENCIÁRIAS (a)	DESPESAS PREVIDENCIÁRIAS (b)	RESULTADO PREVIDENCIÁRIO (c) = (a-b)	SALDO FINANCEIRO DO EXERCÍCIO (d) = ("d" exercício anterior) + (c)
2016	461.311.841,74	145.935.459,36	315.376.382,38	1.824.158.006,41
2017	321.456.130,45	176.800.532,52	144.655.597,93	1.968.813.604,34
2018	331.665.788,36	191.066.688,51	140.599.099,85	2.109.412.704,19
2019	340.999.711,29	208.228.839,73	132.770.871,56	2.242.183.575,75
2020	349.352.646,54	225.112.371,08	124.240.275,46	2.366.423.851,21
2021	356.958.984,96	242.320.365,05	114.638.619,91	2.481.062.471,12
2022	364.094.321,75	258.135.431,18	105.958.890,57	2.587.021.361,69
2023	370.791.998,00	272.960.299,55	97.831.698,45	2.684.853.060,14
2024	376.861.843,30	287.411.662,47	89.450.180,83	2.774.303.240,97
2025	382.213.259,06	300.437.724,89	81.775.534,17	2.856.078.775,14
2026	387.007.572,06	313.846.269,26	73.161.302,80	2.929.240.077,94
2027	364.852.654,47	325.576.487,41	39.276.167,06	2.968.516.245,00
2028	365.720.565,49	337.172.946,04	28.547.619,45	2.997.063.864,45
2029	366.334.363,22	346.156.776,19	20.177.587,03	3.017.241.451,48
2030	367.189.784,26	352.033.163,11	15.156.621,15	3.032.398.072,63
2031	365.274.385,40	358.542.609,14	6.731.776,26	3.039.129.848,89
2032	365.155.407,09	363.847.431,47	1.307.975,62	3.040.437.824,51
2033	364.912.633,43	367.386.687,35	-2.474.053,92	3.037.963.770,59
2034	363.934.896,73	372.326.867,79	-8.391.971,06	3.029.571.799,53
2035	363.143.967,51	375.300.648,81	-12.156.681,30	3.017.415.118,23
2036	362.788.570,51	375.902.007,76	-13.113.437,25	3.004.301.680,98
2037	362.375.750,85	376.771.662,19	-14.395.911,34	2.989.905.769,64
2038	362.645.783,00	375.602.354,46	-12.956.571,46	2.976.949.198,18
2039	362.762.347,30	375.036.118,45	-12.273.771,15	2.964.675.427,03
2040	363.995.291,88	372.439.053,54	-8.443.761,66	2.956.231.665,37
2041	365.143.177,50	370.577.273,15	-5.434.095,65	2.950.797.569,72
2042	367.768.587,97	366.473.831,15	1.294.756,82	2.952.092.326,54
2043	372.187.425,67	359.965.080,40	12.222.345,27	2.964.314.671,81
2044	229.263.524,86	352.388.027,04	-123.124.502,18	2.841.190.169,63
2045	217.278.724,42	344.263.598,02	-126.984.873,60	2.714.205.296,03
2046	203.751.805,67	338.628.124,87	-134.876.319,20	2.579.328.976,83
2047	191.803.959,30	328.274.293,65	-136.470.334,35	2.442.858.642,48
2048	180.080.874,32	317.076.733,64	-136.995.859,32	2.305.862.783,16
2049	168.789.169,96	304.783.124,93	-135.993.954,97	2.169.868.828,19
2050	157.775.800,60	291.994.290,72	-134.218.490,12	2.035.650.338,07
2051	146.211.617,45	280.683.796,85	-134.472.179,40	1.901.178.158,67
2052	135.778.041,56	267.128.120,67	-131.350.079,11	1.769.828.079,56
2053	126.035.629,00	252.761.938,31	-126.726.309,31	1.643.101.770,25
2054	116.763.336,29	238.308.095,52	-121.544.759,23	1.521.557.011,02
2055	107.972.280,42	223.879.774,84	-115.907.494,42	1.405.649.516,60
2056	99.598.930,10	209.699.848,02	-110.100.917,92	1.295.548.598,68
2057	91.660.371,49	195.805.238,29	-104.144.866,80	1.191.403.731,88
2058	84.143.049,24	182.277.084,92	-98.134.035,68	1.093.269.696,20
2059	77.087.129,48	169.080.676,55	-91.993.547,07	1.001.276.149,13
2060	70.464.382,62	156.320.092,59	-85.855.709,97	915.420.439,16
2061	64.276.119,54	144.024.778,06	-79.748.658,52	835.671.780,64
2062	58.521.540,14	132.223.936,26	-73.702.396,12	761.969.384,52
2063	53.197.441,42	120.941.966,45	-67.744.525,03	694.224.859,49
2064	48.298.181,45	110.197.741,91	-61.899.560,46	632.325.299,03
2065	43.816.151,98	100.005.392,06	-56.189.240,08	576.136.058,95



RELATÓRIO RESUMIDO DA EXECUÇÃO ORÇAMENTÁRIA
**DEMONSTRATIVO DA PROJEÇÃO ATUARIAL DO REGIME PRÓPRIO DE
 PREVIDÊNCIA DOS SERVIDORES**

ORÇAMENTO DA SEGURIDADE SOCIAL

Período de referência: Janeiro a Dezembro 2017


Continuação

RREO - ANEXO 10 (LRF, art. 53, § 1º, inciso III)

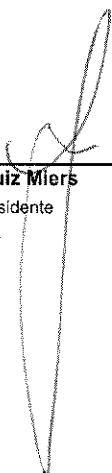
R\$ 1,00

2066	39.741.898,95	90.376.416,04	-50.634.517,09	525.501.541,86
2067	36.064.098,22	81.319.211,27	-45.255.113,05	480.246.428,81
2068	32.769.772,05	72.839.330,39	-40.069.558,34	440.176.870,47
2069	29.844.287,97	64.936.778,22	-35.092.490,25	405.084.380,22
2070	27.271.763,13	57.606.020,99	-30.334.257,86	374.750.122,36
2071	25.035.328,26	50.836.691,96	-25.801.363,70	348.948.758,66
2072	23.117.535,56	44.615.683,11	-21.498.147,55	327.450.611,11
2073	21.500.699,31	38.927.346,81	-17.426.647,50	310.023.963,61
2074	20.167.157,98	33.753.181,46	-13.586.023,48	296.437.940,13
2075	19.099.593,73	29.074.264,85	-9.974.671,12	286.463.269,01
2076	18.280.996,85	24.869.738,31	-6.588.741,46	279.874.527,55
2077	17.694.819,93	21.115.637,76	-3.420.817,83	276.453.709,72
2078	17.325.169,90	17.785.538,81	-460.368,91	275.993.340,81
2079	17.156.926,67	14.851.487,15	2.305.439,52	278.298.780,33
2080	17.175.915,94	12.284.540,70	4.891.375,24	283.190.155,57
2081	17.369.054,94	10.055.563,19	7.313.491,75	290.503.647,32
2082	17.724.380,26	8.135.867,02	9.588.513,24	300.092.160,56
2083	18.231.077,71	6.498.168,01	11.732.909,70	311.825.070,26
2084	18.879.498,79	5.116.857,05	13.762.641,74	325.587.712,00
2085	19.661.032,57	3.967.053,00	15.693.979,57	341.281.691,57
2086	20.568.105,02	3.023.677,24	17.544.427,78	358.826.119,35
2087	21.594.299,58	2.261.515,08	19.332.784,50	378.158.903,85
2088	22.734.421,03	1.655.716,17	21.078.704,86	399.237.608,71
2089	23.984.614,06	1.183.219,77	22.801.394,29	422.039.003,00
2090	25.342.340,21	823.035,17	24.519.305,04	446.558.308,04

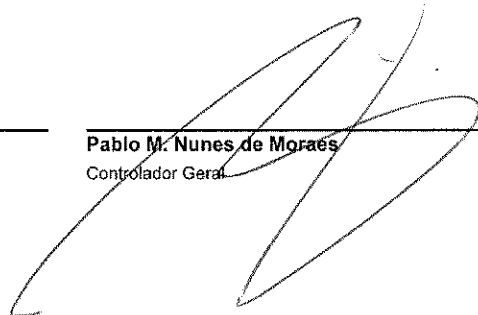
FONTE: Sistema e-Pública (1968-9979-538). Unidade Responsável: . Data da emissão: 24/01/2018 e hora de emissão: 10:48.



Udo Döhler
 Prefeito



Sergio Luiz Miers
 Diretor Presidente
 IPREVILLE



Pablo M. Nunes de Moraes
 Controlador Geral



Marcia Gomez Serafin
 Técnico em Contabilidade
 CRC-SC 031479/O-5